

# Setting Up Your Harrier Central Account

**HARRIER CENTRAL**

FOR

**WANKERS**

**BEGINNER'S  
GUIDE TO USING  
HARRIER CENTRAL**

*A Reference for the Rest of Us!*





iOS



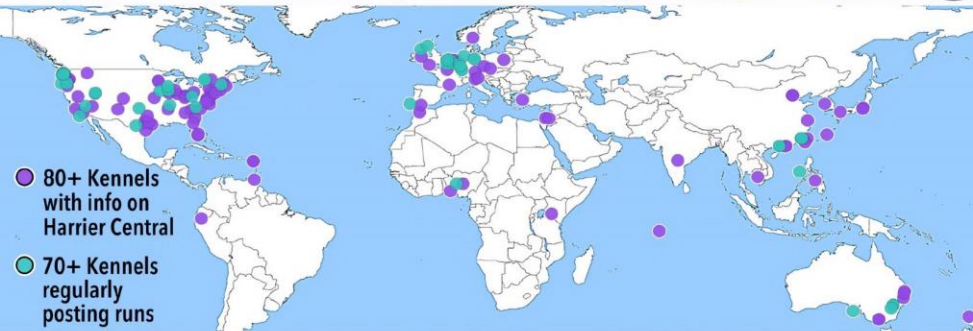
Android

For All  
Hashers

Scan to Download Now!

- Find Hashes Worldwide
- Keep Your Run Counts
- Get Directions to Runs
- More Features Coming!

- 165 Kennels on App
- 1,600+ Hashers on App
- 34 Countries on App
- Hundreds of Runs & Events



# What is Harrier Central?

Harrier Central is a FREE app made by Hashers for Hashers that helps Hashers to:

- Find Hashes worldwide
- Track run counts
- RSVP for trails
- See which trails friends are attending
- Find maps to run starts



**Opee**

**FRB\***

**Data Wanker**

**\*Front-Running  
Bastard**

**Tuna Melt**

**BOP\***

**Control Freak**

**\*Back of Pack**



# Who is Behind Harrier Central?

Opee and Tuna Melt both started Hashing in San Diego over 30 years ago. We met at SDH3, got married and moved to North Carolina where we brought two hash horrors into the world. We followed Hash friends to move to the Netherlands in 2005.

In 2019, Opee started developing Harrier Central as a hobby to keep his IT skills sharp. It's been Tuna's job to keep him on task.



# **What is Done with Your Information?**

All kidding aside, we have no nefarious intentions. We are merely Hashers trying to help other Hashers. We will NEVER sell your data or profit off of the Hash. Frankly, please feel free to use a fake first and last name and/or email address to set up your account unless you are the Harrier Central SUPER ADMIN for your Kennel, in which case we need REAL contact information in order to communicate with you.



# How Secure is My Data?

We're all concerned about security of our personal data in the cloud. For those of you who use Harrier Central, we have good news. Our first and most important principle is simple: *we don't collect any data we don't need; this way there's nothing valuable to steal.* Beyond that we have taken other steps to ensure Harrier Central data is secure, including using a commercial grade cloud platform (Microsoft Azure, and it ain't cheap). Please feel free to reach out to us if you have any questions related to Harrier Central security (see late slide).



# And For You Geeks...

Instead of using virtual machines, we use a 100% “serverless architecture” which means all of our custom code runs on infrastructure that is fully protected, patched and maintained by Microsoft. Network security is also important, and for this you can feel comfortable that all network connections between our cloud platform and the app are bi-directionally secured using TLS 1.2 (the successor to SSL). Finally, there are additional steps we take to ensure that our technology is tamper-proof that we will not detail here as this could give hackers a “leg up” in defeating our system. In the end, the most important thing to know is that to hack into our system would be much more expensive than the value of the data contained within it, so we are a very small and uninteresting target indeed.

# Downloading Harrier Central



iOS



Android


Scan to Download Now!

For All Hashers

Harrier Central is available for both iOS and Android.

Download Harrier Central by scanning one of these QR codes or go to Apple App Store or Google Play and search for Harrier Central. Please feel free to leave a 5\* review as well.

Let us know where  
you are!



This lets us find the Hash  
events closest to you

Skip



Allow

# Setting Up Your Account

The first few screens give some information about Harrier Central. When you reach this screen, then it is time for you to make some decisions. Be assured that we are not tracking your location. If you allow Harrier Central to be able to see your location, then you will be able to find Hash events near you.



Smile for the  
camera!



Can we access your  
camera for your profile  
photo and to scan QR  
codes?

Skip



Allow

# Setting Up Your Account

**This question is pretty straight forward. If you opt to not allow access to your camera, then you can choose one of our avatars for your profile image.**

Keep up to date



Let us notify you about  
changes to runs you are  
following

Skip



Allow

# Setting Up Your Account

**This screen is to give permission to receive push notifications, which is a feature we will be adding in the future.**

Some Last  
Details



Please Provide Just a Tiny  
Bit of Personal  
Information...



OK

# Setting Up Your Account

**When we say tiny, we mean it. While we ask for your first and last name and email address to set up your account, they do not have to be real unless you are the Harrier Central Super Admin for your Kennel, in which case we need real contact information in order to communicate with you.**

Select an option to configure Harrier Central



### Create New Account

Provide information to create a new Harrier Central account if you are not already in the system



### Connect to Existing Account


Did your Kennel set up an account for you or have you reinstalled Harrier Central? If so click here to use an Invite Code to connect to your existing account.



### Use Third Party

Create a new Harrier Central account or connect to your existing account using a third-party login provider such as Apple or Facebook

# Create New Account



If your Kennel is NOT yet using Harrier Central, click on Create New Account.

Please enter your  
user details

 First Name

 Last Name

 Email Address

 Hash Name (optional)

Include me in Global Hash Directory



**Get Started!**

# Create New Account

**While you are not required to include your real name and email address, please keep in mind that there might be others with your same Hash Name, so best to make it easy for your Kennel to search for you. And if your Kennel decides to use the option to send emails from our system, you will miss those without including your correct email address.**

Please enter your  
user details

 Melissa

 White

Email address already exists

This email address already exists in our server. Would you like an invite code sent to your email that you can use to install the app?

Cancel


Send code

# Account Already Exists

If you enter an email address that is already in our system, either entered by your Mismanagement or previously by you, you will need to request an Invite Code to be sent via email to access that existing account.

Choose Profile Image

Choose an image source



# Create Profile Photo

You can take a selfie, grab an image from your photo gallery or pick an existing avatar.

Select an option to  
configure Harrier Central



### Create New Account

Provide information to create a new Harrier Central account if you are not already in the system



### Connect to Existing Account


Did your Kennel set up an account for you or have you reinstalled Harrier Central? If so click here to use an Invite Code to connect to your existing account.



### Use Third Party

Create a new Harrier Central account or connect to your existing account using a third-party login provider such as Apple or Facebook

# Accessing Existing Account



If your Kennel is already using Harrier Central, there is the possibility that Mismanagement has set up an account for you to track your run counts and hash cash payments. In that case, use the middle option “Connect to Existing Account” to avoid having duplicate accounts.



Please enter your invite code 

Invite Code 

Include me in Global Hash Directory 

[Email me a new invite code](#)

[Get Started!](#)

# Accessing Existing Account

**Please ask Mismanagement for your INVITE CODE or click to request one via email. Please note that if you provide a fake email address but your Mismanagement used your real address (or vice versa), then our system won't be able to find you. In that case, ask Mismanagement for the code and then update your profile details as you wish.**



## Questions?

Email us:

[connect@harriercentral.com](mailto:connect@harriercentral.com)

Connect with us:

[Facebook Group](#)